



Peel Park Primary School

Absence and lateness

We continue to monitor attendance closely to ensure that all absences are accounted for. It is parents responsibility to let us know if your child is going to be late and we would ask you now to do this through our school number and select option 1.



Arbor app

All communication from school is now being sent through our new school system- arbor. All other apps are now being wound down. We will also be using the app as the way of organising upcoming after school clubs, trips and the next parents evening.

Please get in touch if you are struggling to access it, we are very happy to support anyone who is struggling to download it.



Spring term

I write this newsletter to you prior to breaking up for our half-term holiday next week. This first half-term of 2023 seems to have flown by and, as the weather begins to get better, we all look forward to the final terms of this year.

I wanted to take the opportunity to thank you all for your support since I started in September. Through the parents forums, and the informal conversations that I have on the playground at the start of the day, I am implementing change at Peel Park- I hope that you are seeing some of the benefits of this. You will begin to see more staff on the playground at key points of the day so please feel free to relay any information or ask any questions that you may have. Your feedback is always welcomed.

One of the major recent changes at school has been the implementation of **Arbor** and I would like to thank all of you for embracing this change. I would ask each of you to spread the word to the remaining parents that haven't found it yet and I have attached a useful help sheet to the end of this newsletter. The next parents evening, ordering meals and all upcoming trips will be organised through the app so please keep your eyes out for these. Arbor are also soon to introduce biometric login so that should make the initial process easier too. **Please make sure that all notifications are on** (otherwise you won't get any messages that are sent through!) Finally all future payments will also be made directly through the app, please keep your eyes out for instructions of how to set this up after the holidays.

I hope that you have an extremely restful break and thank you once again for continuing to support our school.

Mr Waites

Support for parents who are eligible for Pupil Premium

Did you know that school receives extra funding to support children who are eligible for **pupil premium**?

- Support towards the funding of school trips and outings (£80 per eligible child per year)
- Termly School uniform purchases (ordered through school)
- Anything else that is deemed appropriate and would help support your child.

The £80 per child funding will be kept and managed by the school office. If you would like any further information about your own eligibility please ask in the school office.

Parents Evening- 27th and 28th March 2023

You should now find the upcoming parents evening slots on the Arbor app so please feel free to book your sessions with the relevant teachers. Please note that all sessions will be 10 minutes long to give you time to ask any questions that you may have and to understand how your child/ children are progressing against their targets.

If you have any issues accessing it on Arbor, please feel free to ask.

We hope that this process will work better than the last one!

Mrs Everett

After having worked at the school for 29 years, Mrs Everett will be retiring at the end of this month. She has seen the school through many changes and events (and Headteachers) and will be missed by one and all. We wish her well for the future!

Contact Details

It is imperative that school holds up-to-date contact details for each child. **Please can we ask that you check the information that we hold on you within the arbor app and, if needed, make any necessary changes?**

Safeguarding

Safeguarding is everyone's responsibility in school and we take this very seriously-keeping your child safe is our primary concern. Our Designated Safeguarding Officer is **David Waite** and the Deputy officers are **Kirsty Goldsmith** and **Michael Kerr**. If you need any more information about this then please do not hesitate to ask.

Spring 2 event dates 2023

Date	Year Group	Event
20 th Feb	Everyone	School re-opens after Spring half-term
21 st Feb	Y5	London Visit Parents Meeting 3.30pm
28 th Feb	Y3/4	Glow Dodgeball Club @ Mount Carmel School
1 st Mar	Y1	Jackanory Share a Story
1 st Mar		B Team Football @ Acc Acad
2 nd Mar	Everyone	World Book Day
2 nd Mar	Y2	Jackanory Share a Story
6 th Mar		Girls Football (all day) UCLAN
7 th -10 th Mar	Y6	Tower Wood Residential
9 th Mar	KS1	Gymnastics Taster @ Hynd Sports Centre
13 th Mar		Netball @ Acc Acad
14 th Mar	Y3	Morris Dancers
15 th Mar	Everyone	School Photographer
15 th Mar		Girls Football @ Acc Acad
16 th Mar	KS1	Disney Football @ St Augustine's
22 nd -24 th Mar	Y5	London Residential
22 nd Mar		A Team Football @ Acc Acad
23 rd Mar	Everyone	Parents Coffee Morning
23 rd Mar	Y3/4	Gymnastics @ The Hollins
27 th & 28 th Mar	Whole school	Parents Evening Please book on the Arbor app
28 th Mar	Y3/4	Glow Dodgeball Club @ Mount Carmel School
28 th Mar	Y5/6	Dance Show @ Oswaldwhistle
30 th Mar	Y5/6	Team Building @ Wilsons Playing Fields
30 th Mar		Rocksteady Concerts

**Whilst these dates may change, we will try our best to avoid it.
If you would like any more information regarding any of these events please
contact the school office either by phone or email or look at the Arbor app.**



Lancashire Adult Learning
Training for Peel Park Primary School

The following sessions are offered by Lancashire Adult Learning within our school. These will run at the following times where the initial 30 minutes will be for the adult solely, and then your child/children will join you for the remaining time.

If you would like any more information, please contact Mrs Holt in school or at

c.holt@peelpark.lancs.sch.uk

Course	Date and Time	Teacher
Engineering Taster KS2	17 th March 09:00 – 11:00	Frances Williams
Let's Engineer KS2	24 th and 31 st March 09:00 – 11:00	Frances Williams
Story Workshop EYFS	20 th March 13:45 – 15:15	Lisa Francis
Fun with Phonics and Reading EYFS	27 th March 13:00 – 15:15	Lisa Francis
Story Workshop KS1	17 th April 13:45 – 15:15	Lisa Francis
Fun with Phonics and Reading EYFS	8 th May 13:00 – 15:15	Lisa Francis
Early Years Bookworm EYFS	15 th / 22 nd April and 5 th / 12 th Jun (4-week course)	Lisa Francis
Reading Detectives – KS1	19 th / 26 th June and 3 rd / 10 th July (4-week course)	Lisa Francis

Bee



Kind



Spread The Smiles

v

FREE - 0-11 Yrs Old

**Drop in half term
session**

Everyone welcome

PLANTING!



Monday 13th February

**The Zone Clitheroe,
Wesleyan Row BB7 2JY
13.30 – 15.00**



Tuesday 14th February

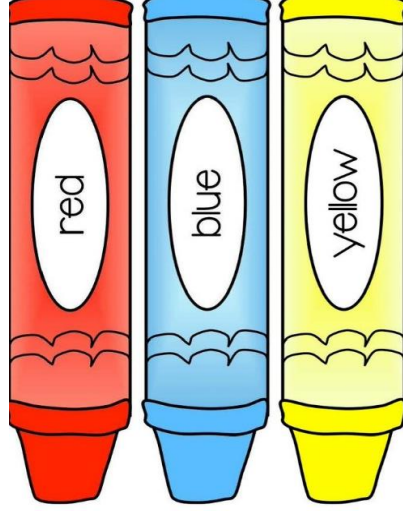
**New Era, Paradise Street,
Accrington BB5 1PB
10.30 – 12.00**

No Booking Required


01200 420 460



ARTS AND CRAFTS



Games



February Half Term – What's On



MONDAY	TUESDAY	WEDNESDAY	THURSDAY	FRIDAY
<p>Half Term!</p> <p><u>Mini Move and Groove</u> 1.30 - 2.30pm Great Harwood Neighbourhood Centre BB6 7JQ</p> 	<p><u>Baby and You</u> 1.30-2.30pm Great Harwood Neighbourhood Centre BB6 7JQ</p> <p><u>Chat Play and Read</u> 1:00-2.00pm The Park Child and Family Centre, Accrington BB5 4RY</p> <p><u>Mini Move and Groove</u> 3.30-4.30pm The Park Child and Family Centre BB5 4RY</p>	<p><u>Development Matters</u> 9.30-10.30am Great Harwood Neighbourhood Centre BB6 7JQ</p> <p><u>Development Matters</u> 1.30-2.30pm Copperhouse Neighbourhood Centre, Station Road Rishton BB1 4HF</p>	<p><u>Mini Move and Groove</u> 9.30-10.30am Clayton Community Centre BB5 5NR</p> <p><u>Mini Move and Groove</u> 9.30-10.30am The Zone Clitheroe BB7 2JY</p> <p><u>Baby and You</u> 1.30-2.30pm Copperhouse Neighbourhood Centre, Station Road Rishton BB1 4HF</p> <p><u>Baby and You</u> 1.30-2.30pm Longridge Young People's Centre PR3 3JP</p>	<p><u>Baby and You</u> 9.30-10.30am The Zone Clitheroe BB7 2JY</p> <p><u>Development Matters</u> 2.00-3.00pm The Park Child and Family Centre BB5 4RY</p> <p><u>Chat Play and Read</u> 1:30-2:30pm The Zone Clitheroe BB7 2JY</p> 

School communications through Arbor

Communications:

We recognise how important the communication between school and parents/carers is and that is why we regularly keep you informed by sending messages/letters by text and email via our Arbor management information system.

We will continue to send email communications via Arbor, which has proven to be a very successful method, and would urge parents to check their email accounts on a regular basis for any whole school communications or information from your child's year group. The majority of parents also find a quick and easy way of communicating with school is by sending us an email to office@peelpark.lancs.sch.uk this account is checked regularly throughout the school day.

However, the cost of sending text messages has drastically increased, so we have had to make the decision that from 9th February 2023 we will only send messages by text to parents/carers for urgent or time sensitive communications.

The Arbor In-App Messaging is a facility already included in our management information system so the cost is minimal. Some parents already communicate with school via Arbor In-app Messages so we would like to take this opportunity to encourage all parents to access it as we will be using this as an alternative to texts from 9th February. This enables quick messages:-

to be sent from school to parents/carers

and for parents/carers to reply to messages as well as sending school a new message

You can access Arbor In-app messages from the communications section in the Arbor Parent Portal. Parents are familiar with the Arbor Parent Portal as this is where you can view your child's pupil profile and also book appointments for Parents' Evenings. You can access the Arbor Parent Portal in two ways:-

- Via the Arbor App – this is the mobile version of the Arbor Parent Portal, for use on mobile devices such as smartphones and tablets. You can download the Arbor App for free from either the Play Store for Android phones or the App Store for IOS. It also enables messages to be received as Push Notifications on your mobile device.
- Via the Arbor website - www.arbor-education.com to log on to your Arbor Parent Portal communications.

ARBOR IN-APP MESSAGING THROUGH YOUR PARENT PORTAL

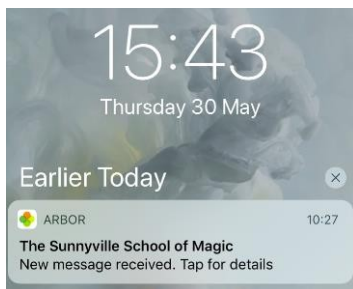
ACCESS VIA THE ARBOR APP (mobile devices)

OR THE WEBSITE www.arbor-education.com

How can I read my in-app messages?

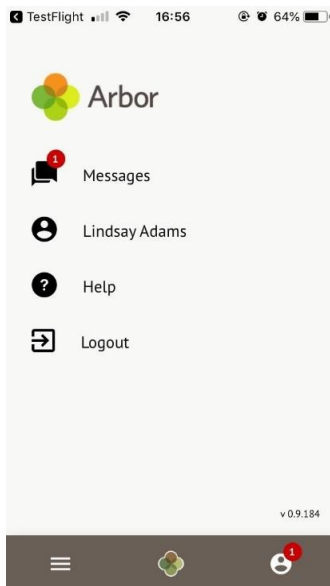
1. Through the Arbor App – for mobile devices

When using the App, you'll receive a Push Notification (if you have enabled this feature).



Tap the notification and log into the app to be able to view the message.

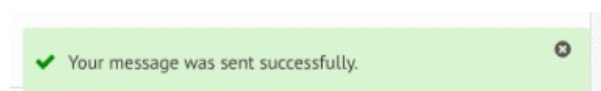
In the App, you'll see a notification at the bottom right of your screen. Click this notification, then click **Messages** to see your messages.



All new messages are marked as 'NEW' and are written in bold. Read messages will be written in normal text. Click the message to view it.

How can I reply to a message?

The *School Messages* page will then show your message, and a notification will be shown if the message was sent successfully.



How can I send a new message?

If your school allows you to reply to or send messages, click **Send new message** button.

School Messages

School Messages		Send new message
My message to school	22 April 2020, 10:03 Hey...	▶
My message to school	22 April 2020, 09:59 Xhdhdb ...	▶
My message to school	22 April 2020, 09:59 Fghhh Ghdhdbd...	▶
My message to school	22 April 2020, 09:58 Hshshdvd ...	▶

Just type in your message then click **Send message**.

5

[« Back](#)

Write Message

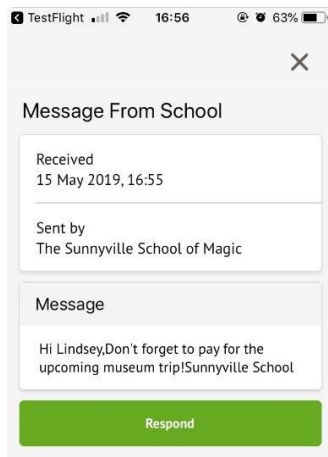
My Message

Messaging toSunnyville School of Magic

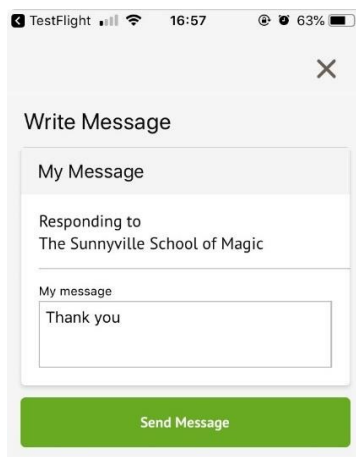
My message*

[Cancel](#)[Send message](#)

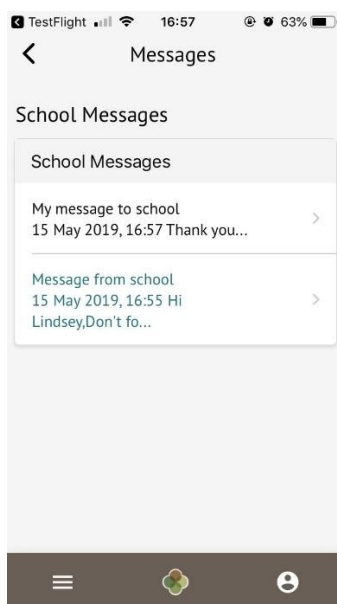
If your school allows you to reply to messages, you can click a message and click the '**Respond**' button to reply.



Draft the message, then click send.

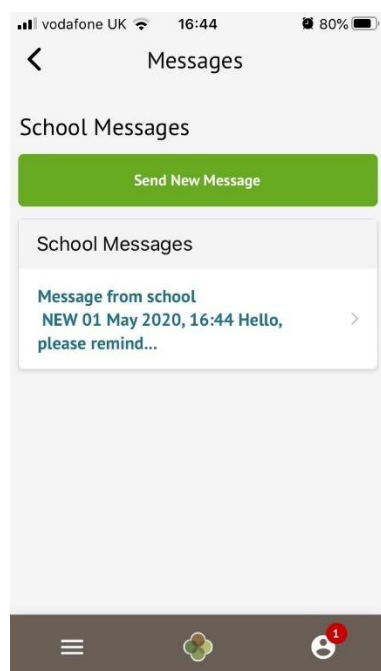


The *Messages* page will then show your message.



How can I send a new message?

If your school allows you to reply to or send messages, click the **Send new message** button.



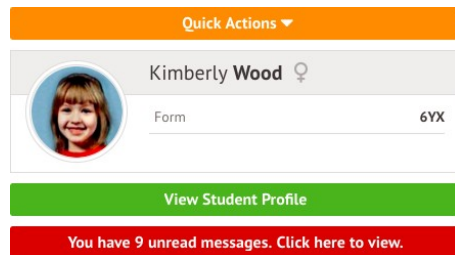
Just type in your message then click **Send message**.

How can I read my in-app messages?

2. Through the Parent Portal via the website www.arbor-education.com

You can see if you have any unread messages in the top-right of your Arbor Homepage. Click this button to view all In-app messages received.

You can also get to the list of messages by going to the drop-down menu at the top of your screen and selecting **My Items > School Messages**.



You can see all messages received and all messages you have sent to school (if your school allows you to send replies). All new messages are marked as 'NEW' and are written in bold. Read messages will be written in normal text.

Click the message to view it.

4

School Messages

School Messages			Send new message
My message to school	22 April 2020, 10:03	Hey...	▶
My message to school	22 April 2020, 09:59	Xhdhdbbe ...	▶
My message to school	22 April 2020, 09:59	Fghhhh Ghdhdbd...	▶
My message to school	22 April 2020, 09:58	Hshshdvd ...	▶

How can I reply to a message?

If your school allows you to reply to messages, you can click a message and click the '**Respond**' button to reply.

Draft the message, then click send

[« Back](#)

Write Message

My Message

Responding toThe Sunnyville School of Magic

My message*

Thank you

➤

Cancel

Send message